

DF15004C

DODGE

Front suspension package
Ensemble pour suspension avant
Ensemble para suspensión de delantero

INSTALLATION INSTRUCTIONS

- Raise vehicle allowing the axle to hang freely.
- Remove existing bump stop by prying out of bump stop cup.
- Insert spacer (#2) into bump stop cup (see diagram A). Insert Timbren supplied 'T-type' bolt into existing hole from above and through spacer #2. Position and thread Aeon spring onto bolt and tighten (see diagram B).
- Lower vehicle.

NOTE:

Ensure Timbren assembly is properly seated in bump stop cup.
Ensure area behind OEM gusset is clear of dirt & debris.

INSTRUCTIONS DE MONTAGE

- Soulever le véhicule de sorte que l'essieu soit dégagé.
- Retirer la butée de suspension existante en insérant un levier dans l'échancrure de la butée de suspension.
- Insérer l'entretoise (no.2) dans l'échancrure de la butée de suspension (voir le schéma A). Insérer le boulon #2 dans le trou existant pardessus et au travers de la rondelle. Placer et visser le ressort Aeon sur le boulon et serrer (voir diagram B).
- Redescendre le véhicule.

REMARQUES:

S'assurer que l'assemblage Timbren soit convenablement placé dans l'échancrure de la butée de suspension. S'assurer que la surface sur laquelle se trouve la plaque de jonction du fabricant d'équipement n'ait pas de poussière et de débris.

INSTRUCCIONES DE INSTALACIÓN

- Levante el vehículo dejando que los ejes cuelguen libremente.
- Retire el tope de suspensión existente haciendo palanca en la copa del tope de retención.
- Inserte el separador (#2) en la copa del tope de retención (vea Diagrama A). Inserte el perno tipo "T" Timbren provisto en el orificio existente desde arriba y a través de la arandela. Coloque en posición y ensarte el resorte Aeon sobre el perno y apretar (vea Diagrama A).
- Baje el vehículo.

NOTAS:

Asegúrese de que la unidad Timbren está correctamente encajado en la copa del tope de retención. Asegúrese de que el área detrás la placa de refuerzo del fabricante original está libre de suciedad y desechos.

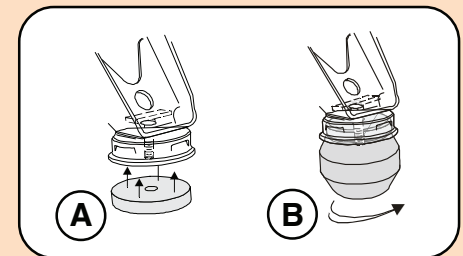
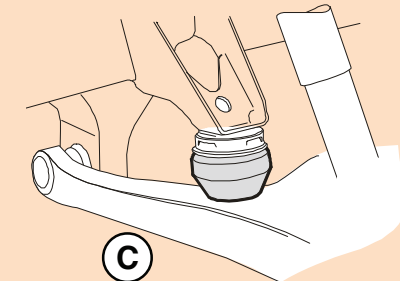
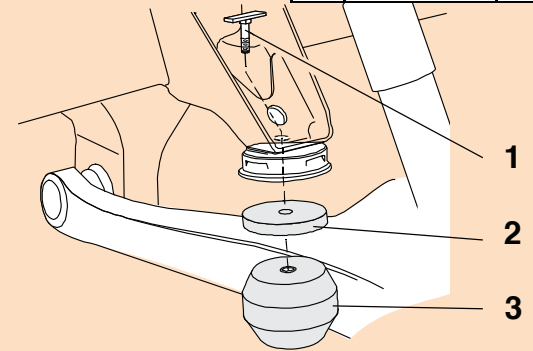
Do not exceed vehicle manufacturer's recommended axle weight rating. Check for AEON[®] interference with vehicle components - Under load AEON[®] will "expand" in diameter.

Ne pas dépasser le poids nominal sur l'essieu recommandé par le fabricant du véhicule. Vérifier que le ressort AEON[®] n'a pas d'incidence sur d'autres pièces du véhicule - Le ressort AEON[®] augmentera son diamètre avec la charge.

No exceda la carga nominal en el eje recomendada por el fabricante del vehículo. Compruebe que no haya interferencia entre el resorte AEON[®] y los otros componentes del vehículo. Bajo carga, el resorte AEON[®] se ampliará en diámetro.

Ref. = Reference = No. de référence = Núm. de referencia
Part = Part #. = No. de pièce = Núm. de pieza
Qty. = Quantity = Quantité = Cantidad

Ref	Part	Qty
1	K10363-003	2
2	A16251-003	2
3	A00170-75AG00	2



DF15004C

TIMBREN

DF15004C

TIMBREN INDUSTRIES INC.

www.timbren.com

PART NUMBER	DESCRIPTION	QTY	LOCATION
K10363-003	DF15004C WELDMENT PAINTED	2	G3A
A00170-75AG00	HOLLOW RUBBER SPRING	2	C2D
A16251-003	WASHER 3/8x2-1/2x13/32 PAINTED	2	D20B
B90264-CF	MINI FRONT BOX - 7 x 5.25 x 4.75	1	A--D
B10000	8" x 12" BUBBLE FOR KITS	1	
B00029-010	BARCODE LABEL FOR KIT	1	

ASSEMBLY NOTES:

Issued: 12/1/2011

Clearance Instructions:

Rear SES Kits for Pick-Ups and Vans should have a 1/2" to 1-1/2" gap between the rubber spring and contact point when empty.

A partial load, or vehicle accessories will reduce or eliminate the gap.

Front SES kits are usually in full contact.

Medium and Heavy-Duty Trucks, Trailers and Motorhomes will be in constant contact, and have no gap.

Lifetime Warranty:

Timbren SES Kits are warranted against defects in material and workmanship, under normal use and service, for the life of the vehicle on which the kit was originally installed. The warranty is not transferable and proof of purchase is required. The warranty is limited to the replacement of the failed part.

TIMBREN will not be responsible for any labour or freight charges involved in the replacement of any product. TIMBREN shall be entitled to make its own inspection to determine the validity of the claim. TIMBREN shall not be liable nor warranty the product in the event of alteration, misuse, overload, negligence or damage caused by others.

If ride or performance of our product is unsatisfactory in any way, please call: 1-800-263-3113 or email sales@timbren.com